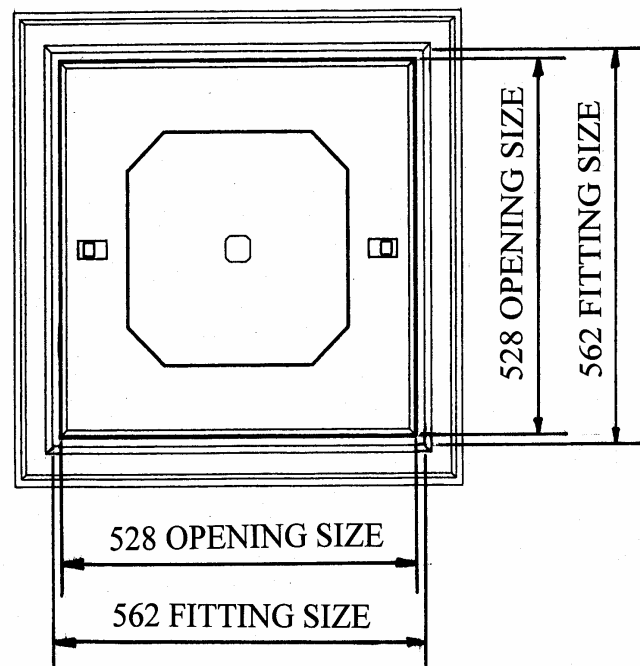

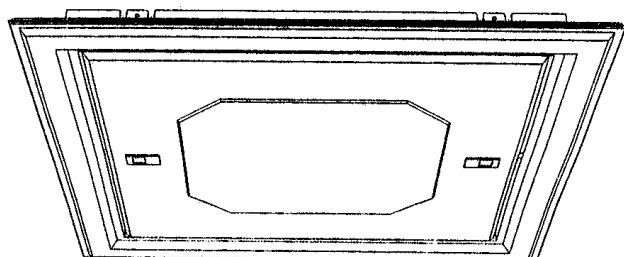


PUSH UP LOFT ACCESS DOOR INSULATED TO PART L REGULATIONS

CODE GL260 L



Description:

The GL260 Push Up Loft Access Door provides an unobtrusive and cost effective alternative to traditional loft space access.

The catches pull the door down onto the compression seal to give a tight seal between the door and frame preventing the problem of moist air entering the roof space and causing damage to the roof structure and items in the loft space. Also included with in the door is 110mm of EPS insulation material.

The door and frame have been designed with the aesthetic appearance of the modern home in mind and finished with a lightly textured surface that can be easily cleaned with a solvent free damp cloth.

Alternatively the GL260 can be painted to match interior decor.

COLOUR	White Textured Finish
PACKING DETAILS	Individual cardboard box with internal polythene bag
MATERIAL	High impact Injection moulded Polystyrene
DOOR SEAL	PVC Foam
FRAME SEAL	Polyurethane
INSULATION	EPS
U-VALUE	0.35 W/m ² k

MANTHORPE BUILDING PRODUCTS LTD
MANTHORPE HOUSE
BRITIAN DRIVE
CODNOR GATE BUSINESS PARK
RIPLEY
DERBYSHIRE DE5 3ND

TEL: 01773 514 200
FAX: 01773 514 262
EMAIL: sales@manthorpe.co.uk
WEB: www.manthorpe.co.uk

DRN M.C

Date 16.07.03

The company maintains a policy of continuous development of its product range and reserves the right to amend the specification without notice.

DRG No

MBP 8193

Issue

A